

EOC1650

Business Class 802.11g Outdoor Wireless Client Bridge/Access Point



Key Differentiators

HIGH 200MW WIRELESS POWER

Ensures robust signal to overcome long distances
Offers greater WiFi coverage than leading brands

MULTI-FUNCTIONAL DEVICE

Offers multi operation modes for different network topologies
Modes: Access Point/Client Bridge/Client Router

SIGNAL STRENGTH LED INDICATOR

Allows network installer for easy deployment

DUAL ANTENNA DESIGN

Embedded 7dBi panel antenna with external 5dBi omni antenna RP-SMA
High gain antenna for wireless power up to 1000mW
Perfect for both Point-to-Point & Point-to-MultiPoint applications

POWER-OVER-ETHERNET (24V POE) CAPABLE

Power and data over one single cable for convenient installation
Less heat dissipation to ensure reliable performance
Capable of 300 feet PoE cable length
Power Injector Included

INTELLIGENT QUALITY OF SERVICE (QOS) TECHNOLOGY

Facilitates bandwidth priority for VoIP, video streaming, online gaming

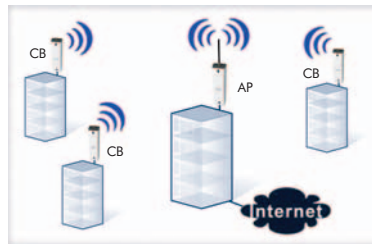
Ideal For:



OUTDOOR CPE
OUTDOOR WIFI



POINT-TO-POINT



POINT-TO-MULTIPOINT



EOC1650 – Technical Specifications

Specifications may change without notice.

HARDWARE SPECIFICATION

MCU/RF	Atheros AR2315 Single chip
Memory	32MB SDRAM
Flash	8MB
Physical Interface	One 10/100 Fast Ethernet RJ-45 Reset Button One Antenna Switch One SMA Connector
LED Indicators	1x Power/ Status 1x LAN (10/100Mbps) 1x WLAN (Wireless is up) 3x Link Quality (Client Bridge mode) Green: Excellent Quality Yellow: Good Quality Red: Poor Quality
Power Requirements	Active Ethernet (Power over Ethernet) Proprietary PoE design Power Adapter 24V / 0.6A DC
Regulation Certifications	FCC Part 15C/15B, EN 300 328/EN 301 489-1/-17

RF SPECIFICATION

Frequency Band	2.412~2.472 GHz			
Modulation Technology	OFDM: BPSK, QPSK, 16-QAM, 64-QAM DSS: DBPSK, DQPSK, CCK			
Operation Channels	11 for North America IEEE 802.11g			
Receive Sensitivity (Typical)	6Mbps@ -92dBm • 54Mbps@ -74dBm IEEE 802.11b 1Mbps@ -97dBm • 11Mbps@ -89dBm			
Available transmit power (Average power)	FCC		ETSI	
	Frequency	Power	Frequency	Power
	2.412~2.462 GHz IEEE 802.11g	23dBm@ 6~24Mbps 21dBm@ 36Mbps 19dBm@ 48Mbps 18dBm@ 54Mbps	2.412~2.472 GHz IEEE 802.11g	23dBm@ 6~24Mbps 21dBm@ 36Mbps 19dBm@ 48Mbps 18dBm@ 54Mbps
	2.412~2.462 GHz IEEE 802.11b	24dBm@ 1~11Mbps	2.412~2.472 GHz IEEE802.11b	24dBm@ 1~11Mbps
Internal Antenna	Antenna Specification			
	Gain	7dBi		
	Radiation	Directional		
	Frequency Band Range	2.4 ~2.5GHz		
	Horizontal -3dB Bandwidth	100°		
Vertical -3dB Bandwidth	45°			
External Antenna	1x 5dBi SMA Omni Antenna			

SOFTWARE FEATURES


Topology	Infrastructure
Protocol / Standard	IEEE 802.3 (Ethernet) IEEE 802.3u (Fast Ethernet) IEEE 802.11b/g (2.4GHz WLAN)
Operation Mode	802.11 b/g: Access Point/Client Bridge/Client Router
LAN	DHCP Server DHCP Client
VPN	VPN pass-through
Wireless	Channel Selection (Setting varies by countries) Transmission Rate 11b/g: 54, 48, 36, 24, 18, 12, 11, 9, 6, 5.5, 2, 1 in Mbps Long distance transmission : 1km to 30km Transmit power table Signal Strength indication using LEDs (3 colors) PPPoE (CR mode)
Security	WEP Encryption-64/128/152 bit WPA/WPA2 Personal (WPA-PSK using TKIP or AES) WPA/WPA2 Enterprise (WPA-EAP using TKIP) 802.1x Authenticator Hide SSID in beacons MAC address filtering, up to 50 field Wireless STA (Client) connected list
QoS	WMM

MANAGEMENT

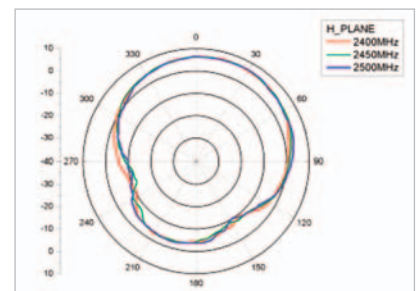
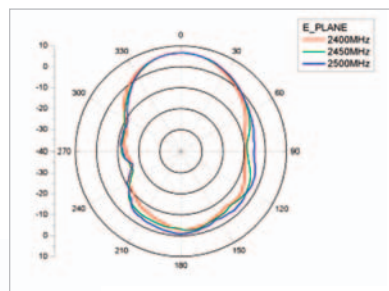
Configuration	Web-based configuration (HTTP)
Firmware Upgrade	Upgrade firmware via web-browser Keep latest setting when f/w update
Administrator Setting	Administrator password change
Reset Setting	Reboot (press 1 second) • Reset to Factory Default (press 5 second)
System monitoring	Status, Event Log
SNMP	v1, v2c
MIB	MIB I, MIB II (RFC1213)
Backup & Restore	Settings through Web
Time setting	NTP (Auto-setting of time) Time setting manually

ENVIRONMENT & PHYSICAL

Temperature Range	Operating: -20°C to 70°C (-4°F to 158°F) Storage: -30°C to 80°C (-22°F to 176°F)
Humidity (non-condensing)	0% ~ 95% typical
Dimensions	L: 7.56" (192mm) x W: 1.89" (48mm) x H: 1.43" (36.2mm)
Weight	0.55 lb. (250g)



Internal Antenna Pattern



EnGenius Technologies

1580 Scenic Avenue
Costa Mesa, CA 92626 • USA
888.735.7888

